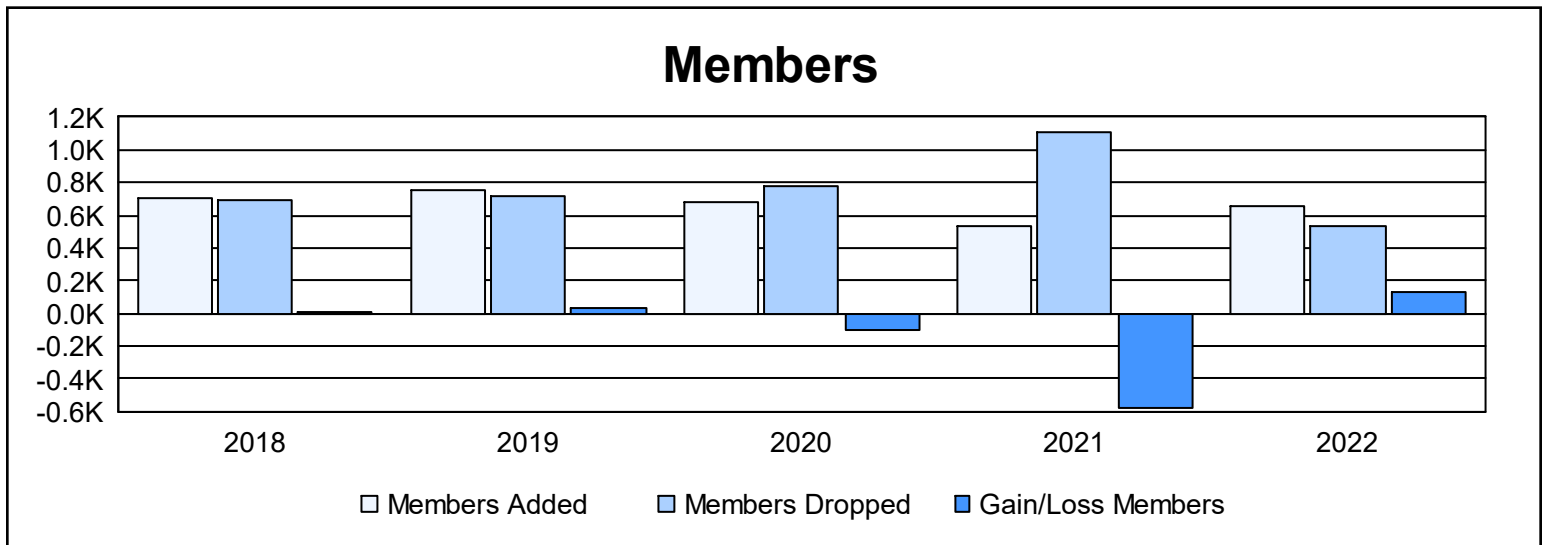
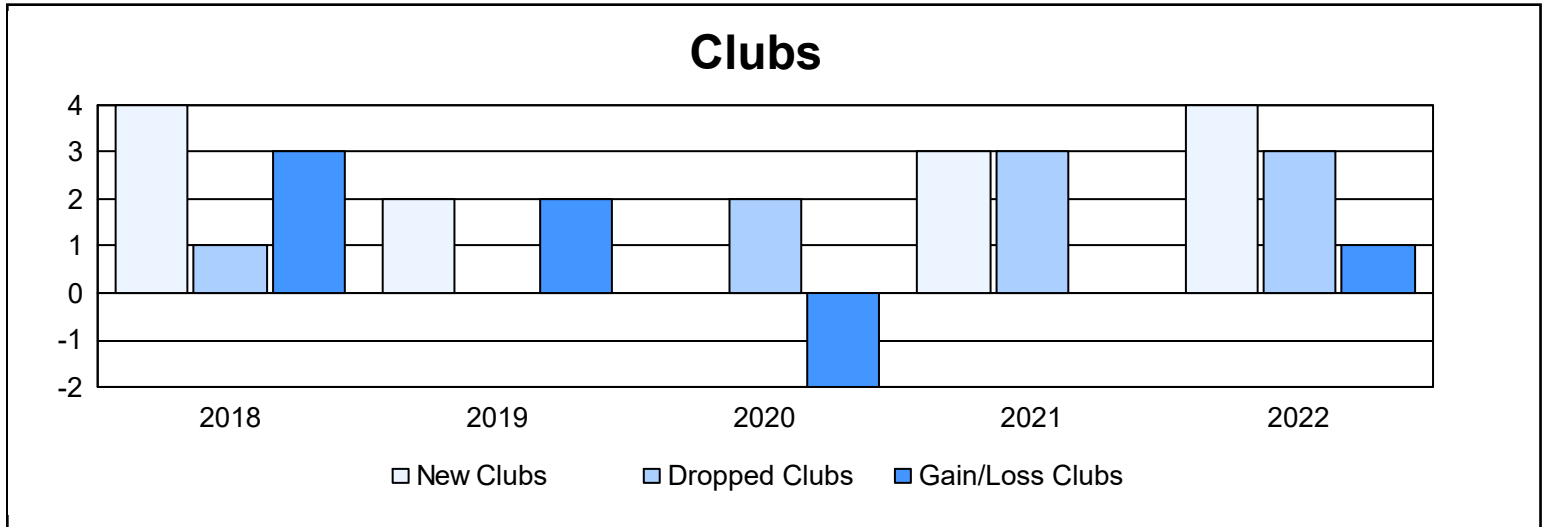
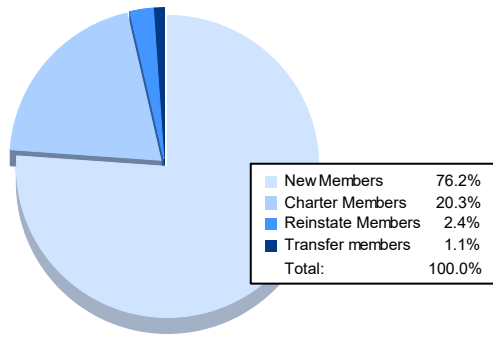


| Year | New Clubs | Dropped Clubs | Gain/ Loss Clubs | New Members | Charter Members | Reinstate Members | Transfer Members | Total Member Added | Total Members Dropped | Gain/ Loss Members |
|----------------|-----------|---------------|------------------|-------------|-----------------|-------------------|------------------|--------------------|-----------------------|--------------------|
| 2017-2018 | 4 | 1 | 3 | 557 | 128 | 14 | 2 | 701 | 688 | 13 |
| 2018-2019 | 2 | 0 | 2 | 660 | 79 | 10 | 3 | 752 | 716 | 36 |
| 2019-2020 | 0 | 2 | -2 | 644 | 16 | 17 | 8 | 685 | 784 | -99 |
| 2020-2021 | 3 | 3 | 0 | 412 | 87 | 25 | 4 | 528 | 1,102 | -574 |
| 2021-2022 | 4 | 3 | 1 | 500 | 133 | 16 | 7 | 656 | 529 | 127 |
| Average | 3 | 2 | 1 | 555 | 89 | 16 | 5 | 664 | 764 | -99 |



Membership Composition June 2022 Cumulative



Gender Composition June 2022 Cumulative

